



Technical specification of ad formats on DISPLAY

Updated 16.03.2021

Table of contents

I. GENERAL RULES MOBILE	5
MOBILNE FORMY REKLAMOWE	6
1.1 MOBILE MAIN / SITE BRANDING	6
1.2 MOBILEBOARD	8
1.3 HIGH MOBILEBOARD	9
1.4 MOBILE RECTANGLE	9
1.5 MOBILE RECTANGLE SLIDER	9
1.6 MOBILE HALFPAGE	10
1.7 MOBI HALFPAGE SLIDER	10
1.8 SCRATCH	11
1.9 PAGE BREAK	11
1.10 CUBE 3D	11
1.11 SPONSORED LINK	12
1.12 FF SG M.INTERIA.PL	12
1.13 FULLSCREENBOX	13
1.14 MOBILE WEBMAIL BRANDING (WWW + APPLICATION)	14
1.15 INTERSTITIAL*	14
II. DESKTOP GENERAL RULES	14
GENERAL HTML5 RULES	16
2.1 BILLBOARD	20
2.2 BANNER UNDER THE „WYDARZENIA” MODULE	20
2.3 BANNER UNDER THE BIZNES MODULE	21
2.4 BANNER UNDER THE WIDEO MODULE	21
2.5 BANNER UNDER THE STYL ŻYCIA MODULE	21
2.6 BANNER UNDER THE SPORT MODULE	21
2.7 PLAYER BRANDING	21
2.8 CONTENT BOX	22
2.9 CUBE 3D	22
2.10 DOUBLE BILLBOARD	22
2.11 DOUBLE WIDEBOARD	22
2.12 EXPAND BILLBOARD	23
2.13 EXPAND HALF PAGE	23
2.14 EXPAND NAVIBOX	24
2.15 EXPAND RECTANGLE	24
2.16 EXPAND DOUBLE BILLBOARD	25
2.17 EXPAND TRIPLE BILLBOARD	25

2.18	EXPAND WIDEBOARD	26
2.19	FULLSCREENBOX	26
2.20	FULL SIDE	27
2.21	GIGABOX	27
2.22	GIGABOX FULL PAGE.....	27
2.23	HALF PAGE.....	28
2.24	HALF PAGE 3D.....	28
2.25	HALF PAGE PUZZLE EXPAND	29
2.26	IN-STREAM VIDEOAD.....	30
2.27	INTERBOX	31
2.28	LINK NATIVE*	31
2.29	SPONSORED LINK.....	32
2.30	LOGOUTBOX	33
2.31	MAILING	33
2.32	MAILING PREMIUM	35
2.33	MEGABOARD.....	36
2.34	MEGA DOUBLE WIDEBOARD	36
2.35	MULTISCREENING.....	36
2.35.1	INTERIA	36
2.35.2	POLSATSPORT.PL, POLSATNEWS.PL, GEEKWEEK.PL, TWOJAPOGODA.PL (FORMER NAME: SCREENING).....	39
2.36	MULTIPANEL.....	40
2.37	MULTI PUSHDOWN	41
2.38	NAVIBOX	42
2.39	NAVIBOX FLIP EXPAND	42
2.40	PARALLAXA.....	43
2.41	PANEL 200	44
2.42	PANEL 400	44
2.43	PANEL 600	44
2.44	RECTANGLE (INTER-TEXT BOX).....	44
2.45	TRIPLE BILLBOARD	45
2.46	VIDEO BACK LAYER	45
2.47	WALLPAPER DYNAMIC.....	46
2.48	WIDEBOARD	49
2.49	MAIN/SITE BRANDING (PORTAL MAIN PAGE + RWD SITES).....	49
2.50	WEBMAIL BRANDING DESKTOP	52
2.51	PANEL WITH WALLPAPER	54
2.52	LABALEBOX – TAG ON THE PHOTO	55
2.53	OVERLAY/DOUBLE OVERLAY	56
2.54	PLAYER BRANDING	56

III. APPLICATIONS	57
3.1 OVERLAY/DOUBLE OVERLAY IN APPLICATIONS	57
3.2 APPLICATION'S BRANDING	57
3.2.1. MOBIBOARD IN APPLICATIONS	57
3.2.2. RECTANGLE IN APPLICATIONS	57
3.3 INTERSTITIAL IN APPLICATIONS	57

I. General rules mobile

1. The submitted creatives cannot trigger warnings and errors while displayed or disrupt the operation of the pages on which they are displayed. Ads that cause errors or warning in the user's browser will not be accepted for broadcast.
2. File names of the creatives provided should not include Polish characters or spaces, and the files should be marked as such: Advertiser/campaign_name_ad type_dimensions.extension (for example: interia_pl_navibox_300x250.swf) or ad type_dimensions.extension (for example: banner_950x30.swf)
3. Graphic formats: Some mobile devices do not support GIF animation.
In that case, only 1 frame of the creative is displayed.
4. Behavioral targeting is not possible.
5. Ads are not displayed on websites such as: login, registration, settings, payments.
6. Ads are emitted using an adserver working in asynchronous mode.
Ads cannot use the DOMContentLoaded and onLoad events – instead of the the equivalents: Inpl.Ad.onReady and Inpl.Ad.onLoad have been prepared. The ad code cannot use the document.write method.
External adservers emitted using the SCRIPT tag without ASYNC parameter and ads using document.write can be broadcast using the solution recommended by IAB: [Friendly IFrame \(FIF\)](#).
Ad may „know” that is has been embedded in the FIF frame after reading the variable: inDapIF.
When the ad is in FIF, the variable is TRUE.
7. The lack of asynchronous broadcast codes may result in large discrepancies in the counting statistics. In this case, the statistics generated by the Interia Group adserver will be considered reliable and binding.
8. We require a complete set of creatives to be sent once, for the entire duration of the campaign, at least 3 working days before start of the campaign. Otherwise, we do not guarantee the timely launch of the campaign.
9. Creatives must have the size and weight specified in the detailed specification of a given ad format.
10. The complete set of creatives must be accompanied by an active address to which the creatives are to be directed after clicking – unless the creative is not to be clickable

Mobilne formy reklamowe

1.1 Mobile Main / Site Branding

An interactive ad format, which expands to a larger size after clicking „ROZWIŃ” button, which allows the Advertiser to use the additional space for presentation. The visible area of the creative for tablets is 768 x 60 px before expanding and 768 x 300 px after expanding and for smartphones 320 x 60 px before expanding and 320 x 300 after expanding the creative..

- **Two boards (for tablets and smartphones):**

File size: up to 100kb (each board separately),

Tablet dimensions: 1280x360px

Smartphone dimensions: 768x360px

Technology: jpg,png, gif (static)

Designed by:

For tablets: the collapsed ad and the expanded ad constitute one graphic file

http://e.hub.com.pl/mobile/tablet_1280x360_768x60.jpg

For smartphones: the collapsed ad and the expanded ad constitute one graphic file

http://e.hub.com.pl/mobile/mobile_768x300_320x60.jpg

- **Two banners (for tablets and smartfons) FILE SIZE:** up to 100kb (each banner separately),

Dimensions for tablets: 1280x60px (with the 768 x 60 area of visibility)

Dimensions for smartphones: 768x60px (z zachowanym with the 320 x 60 area of visibility)

TECHNOLOGY: JPG,PNG, GIF (static)

Designed by:

For tablets

http://e.hub.com.pl/mobile/belka_tablet_1280x60.jpg

For smartphones

http://e.hub.com.pl/mobile/belka_smartfon_768x60.jpg

- **For sponsor of the day version with video:**

The format includes possibility of displaying video. The maximum duration of the video is 30 seconds, and it starts playing as soon as the ad has loaded, but with muted sound (the sound can be turned on by the user clicking the sound icon).

FILE SIZE: up to 2 MB

TECHNOLOGY: avi, mpg, mp4, mov, flv.

- **ZWIŃ and ROZWIŃ buttons:**

FILE SIZE: up to 10kb,

DIMENSIONS: 80x40px,

TECHNOLOGY: JPG, PNG, GIF (static)

ZWIŃ/ROZWIŃ (COLLAPSE/EXPAND) button is located in the upper right part of the AD COLLAPSED/AD EXPANDED area and is aligned to the right Edge of the website's content

Designed by:

http://e.hub.com.pl/mobile/button_zwin.png

http://e.hub.com.pl/mobile/button_rozwin.png

IMPORTANT:

- If in the area of COLLAPSED AD, the client's logo is placed above the website's logo, it should be 50% smaller than it
- We recommend that the color on both edges of BACKGROUND (right and left) fade to white color

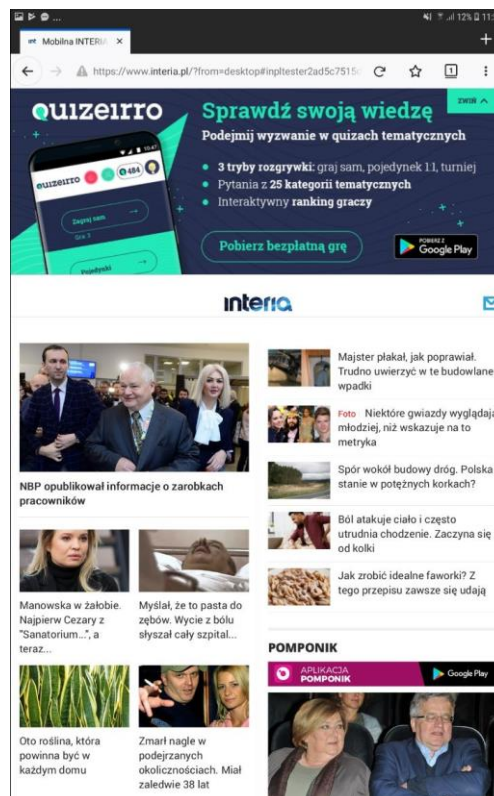
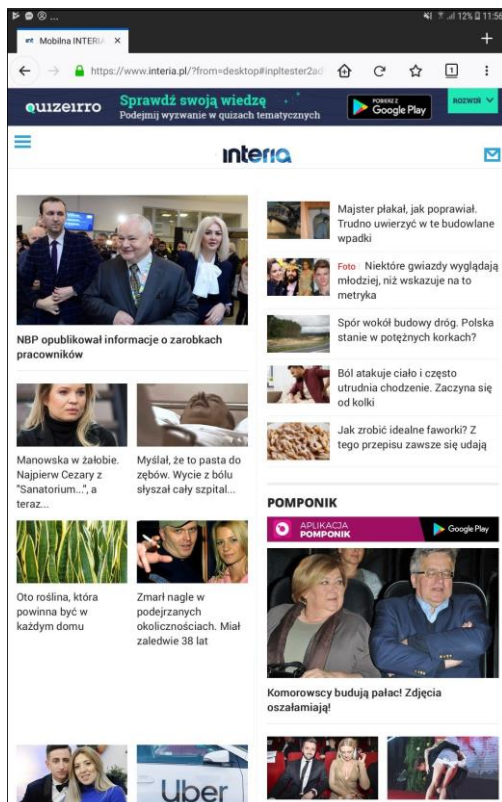
SITE BRANDING VISUALIZATION:

<https://www.interia.pl/#inpltester2ad60265600e15c49001aff26d1>

Smartphone



Tablet



1.2 Mobileboard

Basic mobile advertising format, displayed on the upper and lower slots.

Technology: GIF, JPEG, PNG, HTML5

File size: up to 50kB, HTML5 -> up to 100 kb

Source format: HTML5/jpg/png

- The ad should contain a getURL action:
dharmapi.click('clickTag')
- URL addresses for each clickTag should be sent together with the rest of materials
- Before the ad is approved for display, it has to fulfill all the above requirements

DIMENSIONS	FILE SIZE
300x50 px ¹	Up to 10 kB
300x75 px	Up to 10 kB
320x75 px	Up to 10 kB
320x100 px	Up to 10 kB
480x75 px	Up to 30 kB
750x200 px	Up to 50 kB

¹size required only for campaigns broadcas in applications and/or billed in the CPC model

Comments:

Audio in the ad is only allowed after an interaction from the user, such as clicking on a button.

1.3 High Mobileboard

A larger form of Mobileboard, broadcast on the top and bottom slots.

Technology: GIF, JPEG, PNG, HTML5

File size: up to 50kB, HTML5 -> up to 100 kb

Source format: HTML5

- The ad should contain a getURL action:
dharmapi.click('clickTag')
- URL addresses for each clickTag should be sent together with the rest of materials
- Before the ad is approved for display, it has to fulfill all the above requirements

DIMENSIONS	FILE SIZE
300x125 px	Up to 10 kB
320x125 px	Up to 10 kB
480x150 px	Up to 30 kB
750x300 px	Up to 50 kB

1.4 Mobile Rectangle

Advertising form displayed on the middle or bottom slot.

Dimensions: 300x250 or 336x280px

Technology: GIF, JPEG, PNG, HTML5

File size: up to 50kB, HTML5 -> up to 100 kb

Source format: HTML5

- The ad should contain a getURL action:
dharmapi.click('clickTag')
- URL addresses for each clickTag should be sent together with the rest of materials
- Before the ad is approved for display, it has to fulfill all the above requirements

1.5 Mobile Rectangle Slider

Advertising form displayed on the middle or bottom slot.

The creative consists of interconnected formats navigated by the user.

Dimensions: 300x250 or 336x280px

Technology : GIF, JPEG, PNG, HTML5

Wight of the first screen: up to 60 kB

Weight of the subsequent screens: up to 50 kB*, HTML5 -> up to 100 kb

Maximum number of screens: 5

Source format: HTML5

1. The ad should contain a getURL action:
dharmapi.click('clickTag')
2. URL addresses for each clickTag should be sent together with the rest of materials
3. Before the ad is approved for display, it has to fulfill all the above requirements

*The first two screens are drawn automatically when the ad is broadcast, the rest after user interaction. In the case of a creative with video, one screen must contain a static frame with the Play button applicier – as a creative initiating the Video start.

1.6 Mobile Halfpage

Advertising forma displayed on the middle slot.

Dimensions: 300x400px

Technology : GIF, JPEG, PNG, HTML5

File size: up to 60kB

Source format: HTML5

- The ad should contain a getURL action:
dharmapi.click('clickTag')
- URL addresses for each clickTag should be sent together with the rest of materials
- Before the ad is approved for display, it has to fulfill all the above requirements

VideoAd – the possibility of broadcasting video within the medium.

In the case of a creative with Video, one screen must contain a static frame with the Play button applied – as a creative initiating the Video start.

Sound only after user interaction (hovering over for at least 1 sec. or clicking). In each case, it is recommended to include in the creative an appropriate message such as “Click to see more”, “Hover to expand/turn on the sound” etc. Possible auto-start or the video material without sound.

1.7 Mobi Halfpage Slider

Advertising form displayed on the middle slot.

The creative consists of interconnected formats navigated by the user.

Dimensions: 300x400px

Technology : GIF, JPEG, PNG, HTML5

Wight of the first screen: up to 90 kB

Weight of the subsequent screens: up to 60 kB*

Maximum number of screens: 5

Source format: HTML5

- The ad should contain a getURL action:
dharmapi.click('clickTag')
- URL addresses for each clickTag should be sent together with the rest of materials
- Before the ad is approved for display, it has to fulfill all the above requirements

* The first two screens are drawn automatically when the ad is broadcast, the rest after user interaction.

VideoAd – the possibility of broadcasting video within the medium.

In the case of a creative with Video, one screen must contain a static frame with the Play button applied – as a creative initiating the Video start.

Sound only after user interaction (hovering over for at least 1 sec. or clicking). In each case, it is

recommended to include in the creative an appropriate message such as “Click to see more”, “Hover to expand/turn on the sound” etc. Possible auto-start or the video material without sound.

1.8 Scratch

Advertising format that generates the effect of waring off the creative. Two static images required “before and “after” rubbing the layer.

Dimensions: 300x250px

Source format: JPG, PNG

File size: up to 60kB

1.9 Page Break

Page Break is an advertising format designed for touchscreen devices. It contains graphics placed under the website and visible when the page is scrolled. The ad is displayed on devices with a resolution of min. 320px

Dimensions: 300x512px

File size: up to 60kB

Technology : GIF, JPEG, PNG, HTML5

Source format: HTML5

Obligatory elements:

- Visualization of the creation on the form of graphic files (PNG, JPG, etc.)
- The word „reklama” in any location on creation

1. The ad should contain a getURL action:

`dharmapi.click('clickTag')`

2. URL addresses for each clickTag should be sent together with the rest of materials
3. Before the ad is approved for display, it has to fulfill all the above requirements

1.10 Cube 3D

The forma uses 3D transformations, which are available in iOS 3+ and Android 4+.

Cube-shaped, can rotate in any direction through any number of faces bus preferably rotates about one axis or planned path.

Graphics can be placed on each wall and two walls can additionally contain other HTML5 compliant elements:

- video
- forms
- links
- other HTML5 elements

The client provides 6 static files:

Dimensions: 300x300px

Technology : GIF, JPEG, PNG, HTML5

Creative weight with codes: up to 60kB

Maximum number of screens: 6

VideoAd - the possibility of broadcasting video within the medium. In the case of a creative with Video, one screen must contain a static frame with the Play button applied – as a creative initiating the start of the Video. Sound only after user interaction (hovering for at least 1 second or clicking). In each case, it is recommended to include in the creative an appropriate message such as “Click to see more”, “hover to expand/enable the sound” ect. Possible auto-start of the video material without sound.

Source format: **HTML5**

- The ad should contain a getURL action:
dharmapi.click('clickTag')
- URL addresses for each clickTag should be sent together with the rest of materials
- Before the ad is approved for display, it has to fulfill all the above requirements

1.11 Sponsored link

Broadcast on the mobile home page of interia.pl in the module:

WYDARZENIA / SPORT / BIZNES / REKOMENDACJE

Title: up to 50 characters with spaces

Graphic: 172x96px

Graphic format: JPG, PNG

File size: up to 10 kB

MOTO / NT / STYL ŻYCIA / GOTOWANIE / ROZRYWKA

Title: up to 50 characters with spaces

Graphic: 210x118px

Graphic format: JPG, PNG

File size: up to 10 kB

1.12 FF SG m.interia.pl

High Mobiboard, broadcast in FF model (advertising exclusivity) on the top advertising slot SG interia.pl

Dimensions: 300x250px or 336x280 px

Technology: GIF, JPEG, PNG, HTML5

File size: up to 50kB, HTML5 -> up to 100 kb

Source format: HTML5

- The ad should contain a getURL action:

dharmapi.click('clickTag')

- URL addresses for each clickTag should be sent together with the rest of materials
- Before the ad is approved for display, it has to fulfill all the above requirements

1.13 FullscreenBox

Graphic advertising appearing after clicking on an article link on the mobile SG interia.pl, and before opening the target article from under the link. The board with the creative is closed by user interaction - clicking the "X" button. The ad has a button which makes it possible to close it - no preparation by the client is required.

1PV/hour capping is automatically applied to the ad space.

Technology: GIF, JPEG, PNG, HTML5

Dimensions: 300x250, 336x280, 320x480

Weight: up to 50kB

Uwagi:

- Include the getURL action in the ad: dharmapi.click('clickTag')
- The url addresses for particular clickTags must be submitted along with the materials.
- All the above requirements must be met for the creative to be accepted for emission.

MOBILE VISUALISATION:

Test: <https://www.interia.pl/?from=desktop#inpltester2ad60619ec68b524b001bb2fd71>

Visualization of advertising space:



1.14 Mobile Webmail Branding (www + application)

Ad in mobile webmail is displayed after logging on to the user's webmail account in the Poczta Interia application and from the level of the mobile website (the so-called Moni Poczta).

MOBILEBOARD

Dimensions: 750x100px

Technology: JPG, PNG, GIF

File size: do 40 Kb

Scalable downwards. The creatives must be embedded on the INTERIA.PL server and emitted from INTERIA.PL codes.

1.15 Interstitial*

Full-screen Ad covering the entire area of the mobile website interface. Displayed immediately after the user enters the advertising page.

Required materials:

Dimensions: 640x960px+960x640px

File size: up to 100kb each

Technology: html5/jpg/png

Comments:

The audio in the ad is allowed only after user interaction, e.g. after clicking on a button

The Ad is displayed for 10 s.

The ad has close button – it does not require preparation.

*Available at: polsatport.pl, polsatnews.pl, twojapogoda.pl, geekweek.pl

II.Desktop general rules

1. The creatives provided cannot include an automatic redirect to the Advertiser's website or elements downloaded from external servers.
2. During display of the ad, the files should be stored on INTERIA.PL servers.
3. The creatives provided cannot use scripts that make changes to the browser window. The exception are ad formats that rely on that effect.
4. The creatives provided should use no more than 30% of the processing power of a mid-range processor (Intel Pentium 4).
5. Target URL of the creative may be no longer than 200 characters.
6. The creatives provided cannot change or read the user's cookies.
7. The creatives provided may not cause errors or notifications during display, or in any other way disrupt the functionality of a website on which they are being displayed.
8. File names of the creatives provided should not include Polish characters or spaces, and the files should be marked as such: Advertiser/campaign_name_ad type_dimensions.extension (for example: [interiapl_navibox_300x250.swf](#)) or ad type_dimensions.extension (for example: [banner_950x30.swf](#)).
9. Sound may only be activated by the user (through rolling over with the mouse or clicking).

10. Ads are displayed using asynchronous ad loading

- a) Ads may not use DOMContentLoaded or onLoad events – instead they use equivalents: Inpl.Ad.onReady and Inpl.Ad.onLoad.
- b) Ad source code may not use the document.write method.
- c) Third party ad servers using a SCRIPT tag without the ASYNC parameter, as well as ads using document.write can be displayed using the IAB-recommended solution: Friendly IFrame (FIF) (http://www.iab.net/media/file/rich_media_ajax_best_practices.pdf).
- d) An ad can „know” it has been embedded in an FIF after reading the inDapIF variable. When the ad is in an FIF, the variable is TRUE.

11. SLL encryption protocol

All websites and services belonging to Interia.pl use an encrypted connection, therefore we require the use of encrypted protocols (SSL). A creative is considered SSL-compliant only if all of its main resources are hosted on secure internet locations. Such locations have to start with the SSL protocol: (https://). This means that all ads, creatives, broadcast codes and tracking codes must use a secure connection (https://)

SSL compliance (https://) is not required from landing pages that the ad redirects to. Landing page addresses can start with http: //.

General HTML5 rules

Most ad formats are embedded inside the websites using iframe, which means the creative operates in a so-called sandbox and is independent of the rest of the site. All ads need to be created according to the most recent standards, taking into account all supported browsers and different resolutions.

INTERIA.PL does not restrain different methods and ways of using HTML5 (html, javascript, css, svg, canvas, gif, png, jpg).

File and folder structure, rules regarding files

- All files related to the creative should be placed in the same folder, whose name should reflect the ad format, dimensions and version according to the following pattern: billboard-750x100-1.0.01.
- The size (in kilobytes, kB) of the folder, archived as a ZIP file, should fit the specification for that ad format.
- All files should be available locally and the ad should display correctly even without access to the Internet.
- The basic initiating file is the correct HTML5 document named index.html.
- For the sake of ad server query optimization, we recommend placing all Javascript and CSS code, as well as all images (base64 method), inside the index.html file.

Video ads

- Video files should be placed in the folder containing the index.html file and other elements.
- Video files should be delivered in one of the formats supported by most browsers: WebM, MPEG4, OGG.
- Maximum file size of a video ad is decided on a case-by-case basis.

Statistics for a video ad should be collected by DharmApi (details in the description of DharmApi methods).

DharmApi - Dynamic Html Ad Rich Media API

DharmApi is an API which supports a number of functions enabling communication with the webpage on which the ad has been placed. Because the ad is embedded inside an iframe, it's necessary to use an API to relay any information "outside" of the iframe. API is included automatically, without any need for additional scripts to include an API in the creative. The system embedding ads on Interia websites injects an API into the iframe containing the ad's code. The API informs the website about actions (such as clicks); initiates events (such as closing the ad); or gathers information about the default configuration of the API (such as collecting URLs for clickTags).

DharmApi methods:

- dharmapi.getApild()** – This method retrieves the API identifier
possible parameters: none
return value: integer
- dharmapi.addListener(event, listener)** – adds a listener for custom events, which can be fired using the fireEvent method
possible parameters: String event – event name
Function listener – event callback
return value: none
- dharmapi.removeListener(event, listener)** – removes a listener for a custom event
possible parameters: String event – event name, Function listener – event callback
return value: Array or Object with a list of custom events
- dharmapi.fireEvent(event, arguments)** – initializes callback for a previously added custom event
possible parameters: String event – event name, Array arguments – arguments taken by the callback
return value: none
- dharmapi.click(clickTag, URL)** – tracks clicks
possible parameters: String clickTag –clickTag name, String URL – URL address, if we need to overwrite an address from the configuration
return value: none
- dharmapi.close()** – closes the ad
possible parameters: none
return value: none
- dharmapi.initVideoStats(video)** – initializes statistics for video tags
possible parameters: HTMLElement video – video tag
return value: none
- dharmapi.getClickTag(clickTag)** – retrieves a URL address from the configuration for the chosen clicktag
possible parameters: String clickTag – clicktag name
return value: String URL – URL address
- dharmapi.expand()** – an event, which informs the ad-serving library that the container (e.g. iframe) in which the ad is embedded needs to be expanded to the preconfigured, optimal dimensions (maxWidth and maxHeight values from the manifest.json file).
possible parameters: none
return value: none
- dharmapi.collapse()** – an event, which informs the ad-serving library that the container in which the ad is embedded needs to be collapsed back to the original minimal dimensions (width and height values from the manifest.json file).
possible parameters: none
return value: none
- dharmapi.ready()** – the method, which should be initialized at the end of the ad code, ideally after all ad elements are ready:

```
setTimeout(function() {  
    dharmapi.fireEvent("ready");  
}, 5);
```


possible parameters: none
return value: none
- dharmapi.isExpanded(state)** – changes the state of the ad to open or retrieves the state if no argument is given
possible parameters: Boolean state – true/false
return value: Boolean state – true/false
- dharmapi.isClosed(state)** – changes the state of the ad to closed or retrieves the state if no argument

is given

possible parameters: Boolean state – true/false

return value: Boolean state – true/false

Event tracking

Each click on the ad (which opens a pre-defined URL) should initialize a **dharmapi.click()** method, which retrieves a URL address from the configuration and relays the information that it has been opened. Each address in the configuration file should be mapped to appropriate fields: clickTag1, clickTag2 etc. The first parameter of the click method should be a clickTag name from the configuration, e.g.

dharmapi.click('clickTag1'), if the second parameter is a URL address, then the address from the configuration file will be overwritten

Testing

After the ad has been embedded in an Interia website, it has to be verified whether it displays properly. The ad should be tested for different resolutions (by scaling the browser window). If the ad changes size while it's being displayed, it has to be tested at every stage. The correct functioning of dharmapi methods should also be tested – check in the browser console whether no errors occurred and all requests are being relayed properly. Test the close method – closing the ad may not negatively impact other website elements. The ad should be tested in different browsers.

Possible problems:

- Errors in the dharmapi methods – check if dharmapi was included correctly – it's best to add to the code console.log(typeof dharmapi), and if the value returned to the console is undefined then the API was included incorrectly and Interia will solve the problem
- Scrollbars appear in the ad embed field – reset the margins for the body tag. If the size of the ad is constant, set the body height and set overflow: hidden

Other information

Style - There should be no margins for body/html tags to avoid scrollbars appearing inside the iframe. Responsiveness of Interia websites should be taken into account. The height of the ad should be constant. If the ad uses the website's background, different versions of the background should be provided for each breakpoint.

Closing the ad - The ad may be closed in two ways. The first is using the API method dharmapi.close(). The second is closing the iframe externally – in that case there should be no button for closing the ad. The Client has no possibility of including a close button outside the iframe, it will be created by Interia programmers. This method is useful for closing the ad using an animation. Detailed requirements should be discussed with our traffic department.

Supported browsers

We support two most recent stable versions of the following browsers: Firefox, Chrome, Opera, Safari, Internet Explorer for the homepage and webmail – support required for versions 8+, Edge (10+).

Mobile pages – the browser installed on a given device (after the most recent available update)

- Safari (11+ - iPad, iPhone)
- Chrome (4+)

- Android Browser (4+ - the default browser may have a different name depending on the manufacturer, e.g. AsusBrowser)
- IE Mobile 11 (WindowsPhone 8.1)
- Edge (Windows 10 Mobile)

Ad template

```
<!doctype html>
<html>
<head>
  <meta charset="utf-8">
  <meta http-equiv="X-UA-Compatible" content="IE=edge">
  <title>Szablon</title>
  <style>
    html, body {
      margin: 0;
      padding: 0;
    }
    #close {
      color: #000;
      position:
      absolute; right:
      20px;
      top: 20px;
      font-size:
      20px; cursor:
      pointer;
      font-family: sans-serif;
    }
  </style>
</head>
<body>
  <div id="main">
    <h1>Przykładowa treść reklamy</h1>
    <a target="_blank" id="link">Przykładowy link</a>
    <div id="close">X</div>
  </div>
  <script>
    document.getElementById('link').addEventListener('click',function()
      dharmapi.click('clickTag');
      return false;
    });
    document.getElementById('close').addEventListener('click',
      function() { dharmapi.close();
      return false;
    });
    setTimeout(function(){
      dharmapi.fireEvent('ready');
    },5);
  </script>
</body>
</html>
```

DharmApi methods – examples of use

API initialization:

```
setTimeout(function(){  
    dharmapi.fireEvent('ready');  
}, 5);
```

Clicks:

```
document.getElementById('link').addEventListener('click', function() { dharmapi.click('clickTag');  
    return false;  
});
```

Closing:

```
document.getElementById('close').addEventListener('click', function() { dharmapi.close();  
});
```

Get clickTags:

```
document.getElementById('link').href =  
dharmapi.getClickTag('clickTag');
```

Desktop Ad Formats

2.1 Billboard

Description: Graphic ad placed in the top slot of the website in place of a traditional banner, but much bigger

File size: GIF, JPEG, PNG -> up to 40 kb HTML5 -> up to 150 kb

Dimensions: 750x100 px

Technology: GIF, JPEG, PNG, HTML5

4. The ad should contain a getURL action:

```
dharmapi.click('clickTag')
```

5. URL addresses for each clickTag should be sent together with the rest of materials
6. Before the ad is approved for display, it has to fulfill all the above requirements.

2.2 Banner under the „Wydarzenia” module

Description: Static graphic ad placed on the Homepage under the “Wydarzenia” module.

File size: up to 15 kb

Dimensions: 560x100 and 335x100 px (mandatorily in two sizes)

Technology: GIF, JPEG, PNG, JPG

Other: INTERIA.PL reserves the right to approve each creative

2.3 Banner under the Biznes module

Description: Static graphic ad placed on the Homepage under the Biznes module.

File size: up to 15 kb

Dimensions: 560x100 i 335x100 px (mandatorily in two sizes)

Technology: GIF, JPEG, PNG, JPG

Other: INTERIA.PL reserves the right to approve each creative

2.4 Banner under the Wideo module

Description: Static graphic ad placed on the Homepage under the Wideo module.

File size: up to 15 kb

Dimensions: 620X100 px

Technology: GIF, JPEG, PNG, JPG

Other: INTERIA.PL reserves the right to approve each creative

2.5 Banner under the Styl Życia module

Description: Static graphic ad placed on the Homepage under the Styl Życia module

File size: up to 15 kb

Dimensions: 620X100 px

Technology: GIF, JPEG, PNG, JPG

Other: : INTERIA.PL reserves the right to approve each creative

2.6 Banner under the Sport module

Description Static graphic ad placed on the Homepage under the Sport module.

File size: up to 15 kb

Dimensions: 620X80 px

Technology: GIF, JPEG, PNG, JPG

Other: : INTERIA.PL reserves the right to approve each creative

2.7 Player Branding

Description: Static graphic ad placed on the articles.

File size: up to 15 kb

Dimensions: 625x50 and 625x100 px (mandatorily in two sizes)

Technology: GIF, JPEG, PNG, JPG

Other: : INTERIA.PL reserves the right to approve each creative

2.8 Content Box

Description: Static graphic ad placed in the articles.

File size: up to 50 kb

Dimensions: Smaker: 620X150 px

Deccoria: 800x150 px

RWD services: 695x150 px

Technology: GIF, JPEG, PNG, JPG

Other: INTERIA.PL reserves the right to approve each creative. INTERIA.PL adds phrase "ad" on the edge of a creation so it should include space to place inscription.

2.9 Cube 3D

Description: Cube 3D is a Rich Media format. The creative is rectangle-shaped (cube) and rotates around its axis, revealing different sides. Each side can contain a different graphic and have a different URL

File size: 6 x 30 kb

Dimensions: 300x300 px

Technology: JPG, JPEG, PNG

2.10 Double Billboard

Description: Graphic ad placed in the top slot of the website in place of a traditional banner, but much bigger

File size: GIF, JPEG, PNG -> up to 50 kb HTML5 -> up to 150 kb

Dimensions: 750x200 px

Technology: GIF, JPEG, PNG, HTML5

1. The ad should include a getURL action:
`dharmapi.click('clickTag')`
2. URL addresses for each clickTag should be sent together with the rest of materials
3. Before the ad is approved for display, it has to fulfill all the above requirements.

2.11 Double Wideboard

Description: Graphic ad placed in the top slot of the website in place of a traditional banner, but much bigger. Display possible only on chosen websites (wide layout).

File size: GIF, JPEG, PNG -> up to 60 kb HTML5 -> up to 150 kb

Dimensions: 950x300 px

Technology: GIF, JPEG, PNG, HTML5

4. The ad should include a getURL action:
`dharmapi.click('clickTag')`

1. URL addresses for each clickTag should be sent together with the rest of materials
2. Before the ad is approved for display, it has to fulfill all the above requirements.

2.12 Expand Billboard

Description: An interactive ad format, which expands to a larger size after rolling over with the mouse, which allows the Advertiser to use the additional space for presentation.

File size: GIF, JPEG, PNG -> up to 40 kb HTML5 -> up to 150 kb

Dimensions: 750x100 px before expanding
and 750x300 px after expanding

Technology: GIF, JPEG, PNG, HTML5

HTML:

```
<a id="expand" href="#">Rozwiń</a>
```

JavaScript:

```
document.getElementById('expand').addEventListener('mouseover',  
function() {  
    dharmapi.expand();  
});
```

HTML:

```
<a id="collapse" href="#">Zwiń</a>
```

JavaScript:

```
document.getElementById('collapse').addEventListener('mouseou  
t',  
function() {  
    dharmapi.collapse();  
});
```

2.13 Expand Half Page

Description: Large format ad located in the upper part of the right column, it expands to the left to a larger size after you hover the mouse cursor over it.

File size: GIF, JPEG, PNG -> up to 60 kb HTML5 -> up to 150 kb

Dimensions: 300x600 px before expanding and 600x600 px after expanding

Technology: GIF, JPEG, PNG, HTML5

HTML:

```
<a id="expand" href="#">Rozwiń</a>
```

JavaScript:

```
document.getElementById('expand').addEventListener('mouseover',  
function() {  
    dharmapi.expand();  
});
```

HTML:

```
<a id="collapse" href="#">Zwiń</a>
```

JavaScript:

```
document.getElementById('collapse').addEventListener('mouseou  
t',  
function() {  
    dharmapi.collapse();  
});
```

2.14 Expand Navibox

Description: Graphic ad located in the upper part of the right column, it expands to the left to a larger size after you hover the mouse cursor over it.

File size: GIF, JPEG, PNG -> up to 50 kb HTML5 -> up to 150 kb

Dimensions: 300x250 px before expanding and 600x250 px after expanding

Technology: GIF, JPEG, PNG, HTML5

HTML:

```
<a id="expand" href="#">Rozwiń</a>
```

JavaScript:

```
document.getElementById('expand').addEventListener('mouseover',  
function() {  
    dharmapi.expand();  
});
```

HTML:

```
<a id="collapse" href="#">Zwiń</a>
```

JavaScript:

```
document.getElementById('collapse').addEventListener('mouseou  
t',  
function() {  
    dharmapi.collapse();  
});
```

2.15 Expand Rectangle

Description: Graphic ad located in the middle of the article on the selected it expands to the left to a larger size after you hover the mouse cursor over it

File size: GIF, JPEG, PNG -> up to 50 kb HTML5 -> up to 150 kb

Dimensions: 300x250 px before expanding and 600x250 px after expanding

Technology: GIF, JPEG, PNG, HTML5

HTML:

```
<a id="expand" href="#">Rozwiń</a>
```

JavaScript:

```
document.getElementById('expand').addEventListener('mouseover',  
function() {  
    dharmapi.expand();  
});
```

HTML:

```
<a id="collapse" href="#">Zwiń</a>
```

JavaScript:

```
document.getElementById('collapse').addEventListener('mouseou  
t',  
function() {  
    dharmapi.collapse();  
});
```


2.16 Expand Double Billboard

Description: An interactive form of advertising which after hovering over it with the mouse cursor "expands" to a larger size, allowing the use of additional space for the advertiser's presentation.

File size: GIF, JPEG, PNG -> up to 50 kb HTML5 -> up to 150 kb

Dimensions: 750x200 px before expanding

and 750x300 px after expanding

Technology: GIF, JPEG, PNG, HTML5

HTML:

```
<a id="expand" href="#">Rozwiń</a>
```

JavaScript:

```
document.getElementById('expand').addEventListener('mouseover',  
function() {  
    dharmapi.expand();  
});
```

HTML:

```
<a id="collapse" href="#">Zwiń</a>
```

JavaScript:

```
document.getElementById('collapse').addEventListener('mouseou  
t',  
, function() {  
    dharmapi.collapse();  
});
```

2.17 Expand Triple Billboard

Description: An interactive form of advertising which after hovering over it with the mouse cursor "expands" to a larger size, allowing the use of additional space for the advertiser's presentation.

File size: GIF, JPEG, PNG -> up to 60 kb HTML5 -> up to 150 kb

Dimensions: 750x300 px before expanding

and 750x600 px after expanding

Technology: GIF, JPEG, PNG, HTML5

HTML:

```
<a id="expand" href="#">Rozwiń</a>
```

JavaScript:

```
document.getElementById('expand').addEventListener('mouseover',  
function() {  
    dharmapi.expand();  
});
```

HTML:

```
<a id="collapse" href="#">Zwiń</a>
```

JavaScript:

```
document.getElementById('collapse').addEventListener('mouseover', function() {  
    dharmapi.collapse();  
});
```

2.18 Expand Wideboard

Description: An interactive form of advertising which after hovering over it with the mouse cursor “expands” to a larger size, allowing the use of additional space for the advertiser’s presentation. Broadcast on selected website (wide layout).

File size: GIF, JPEG, PNG -> up to 60 kb HTML5 -> up to 150 kb

Dimensions: 950x200 px before expanding

and 950x300 after expanding

Technology: GIF, JPEG, PNG, HTML5

HTML:

```
<a id="expand" href="#">Rozwiń</a>
```

JavaScript:

```
document.getElementById('expand').addEventListener('mouseover', function() {  
    dharmapi.expand();  
});
```

HTML:

```
});
```

```
<a id="collapse" href="#">Zwiń</a>
```

JavaScript:

```
document.getElementById('collapse').addEventListener('mouseover', function() {  
    dharmapi.collapse();  
});
```

2.19 FullscreenBox

Description: Graphic ad which appears after clicking on an article link on SGP on desktop or mSGP on mobile and before opening the target article from the link. The board with creative is closed automatically after 15 seconds or by interaction (clicking on the „ Go to article” button by user).

Important: It is possible to broadcast from external customer codes. Responsiveness and scalability of creations in HTML5 and emitted via external codes is required

Other: INTERIA.PL reserves the right to approve each creative

Desktop

Standard version:

- a. Dimensions: 750x400 px
- b. Technology: GIF, JPEG, JPG, PNG, HTML5
- c. File size: up to 50 kb

XL version:

- d. Dimensions: 1220x600 px
- e. Technology: GIF, JPEG, JPG, PNG, HTML5
- f. File size: up to 85 kb

DESKTOP STANDARD:

<https://www.interia.pl/?fullScreenbox=1#inpltester2ad5e74be0613af24001a3ebb15>

DESKTOP XL:

<https://www.interia.pl/?fullScreenbox=1#inpltester2ad5eb40f4787863d001ae044e2>

2.20 Full Side

Description: Large format medium located in the new Webmail interface after logging in. The form is fully responsive – its size changes with the size of the browser window.

File size: up to 85 kb

Dimensions: 1460x1460 px

Technology: PNG

Other: INTERIA.PL reserves the right to approve each creative

Important: The creative at the ends should contain a uniform color (100% of the border). The ad will shrink while scaling/shrinking the window so 100 % will be visible all the time. The background around the creative will be supplemented by Interia.pl

2.21 Gigabox

Description: Static graphic ad located on the Webmail login page.

File size: up to 80 kb

Dimensions: 600x450 px

Technology: GIF, JPEG, PNG, JPG

Other: INTERIA.PL reserves the right to approve each creative

2.22 Gigabox Full Page

Description: Fullscreen branding on the Webmail login page. Four alternative options for preparing the creative:

Static wallpaper

- Wallpaper dimensions: 1920x1080 px
- Wallpaper format: GIF, JPEG, JPG, PNG
- Wallpaper size: up to 85 kb

Static wallpaper + static box

- Wallpaper dimensions: 1920x1080 px
- Wallpaper format: GIF, JPEG, JPG, PNG
- Wallpaper size: up to 85 kb

- Box dimensions: 600x450 px
- Box format: HTML5
- Box file size: up to 50 kb

Static wallpaper + box w HTML5

- Wallpaper dimensions: 1920x1080 px
- Wallpaper format: GIF, JPEG, JPG, PNG
- Wallpaper size: up to 85 kb
- Box dimensions: 600x450 px
- Box format: HTML5
- Box file size: up to 100 kb (if with VideoAd then 2 MB)

HTML5 Wallpaper

- Wallpaper dimensions: 1920x1080 px
- Format tapety: HTML5
- Wallpaper size: up to 300 kb (if with VideoAd then 2 MB)

Other: The essential elements for the wallpaper should be close to the Gigabox field. Important elements will not be “cut” on smaller screens:

1. The ad should include a getURL action:
`dharmapi.click('clickTag')`
2. URL addresses for each clickTag should be sent together with the rest of materials
3. Before the As id approved for display, it has to fulfil all the above requirements.

2.23 Half Page

Description: Large-format graphic ad set in the upper part of the right column.

File size: GIF, JPEG, PNG -> do 60 kb HTML5 -> do 150 kb

Dimensions: 300x600 pixels

Technology: GIF, JPEG, PNG, HTML5

4. The ad should include a getURL action:
`dharmapi.click('clickTag')`
5. URL addresses for each clickTag should be sent together with the rest of materials
6. Before the As id approved for display, it has to fulfil all the above requirements.

2.24 Half Page 3D

Description: Halfpage 3D is a Rich Media format. The creative is rectangle-shaped (cuboid) and rotates left, revealing different sides. Each side can contain a different graphic and have a different URL.

File size: 4 x 30 kb

Dimensions: 300x600 px

Technology: JPG, JPEG, PNG

2.25 Half Page Puzzle Expand

Description: Halfpage Puzzle-Expand is a new advertising format, 300x600px in size, with nine creatives expandable to 900x600px. Default view contains 11 graphic elements with two unchanging graphics (the upper and lower 300x150px panel) and 9 mosaic 200x200px blocks that expand on interaction. Each 200x200px block expands to 900x600px.

MATERIALS:

- **2 clickable panels** (upper and lower) for branding

File size: up to 50 kb (each graphic separately),

Dimensions: 300x150 px

Technology: JPG, PNG, GIF (static)

- **9 puzzle blocks**

File size: up to 50 kb (each graphic separately),

Dimensions: 200x200 px

Technology: JPG, PNG, GIF (static)

- **9 expanded blocks**

File size: up to 200 kb (each graphic separately),

Dimensions: 900x600 px

Technology: JPG, PNG, GIF (static)

- **„Close” button (ZAMKNIJ X):**

File size: do 10kb,

Dimensions: 100x30px,

Technology: JPG, PNG, GIF (statix)

Close button (ZAMKNIJ X) designed according to the template:

<https://e.hub.com.pl/RWD/ZAMKNIJ.png>

Close button (ZAMKNIJ X) is placed in the upper corner of the expanded creative.

Close button (ZAMKNIJ X) should be provided in the color scheme and style of the creative.

For Safari, a different coding mechanism has been prepared, as Safari does not support the same methods as other browsers.

HALFPAGE PUZZLE EXPAND WITH VIDEO:

This format is for video playback. The player may be included in one or more blocks. Maximum video duration is 30 seconds, and it starts playing automatically after the ad is expanded.

File size: up to 2 MB

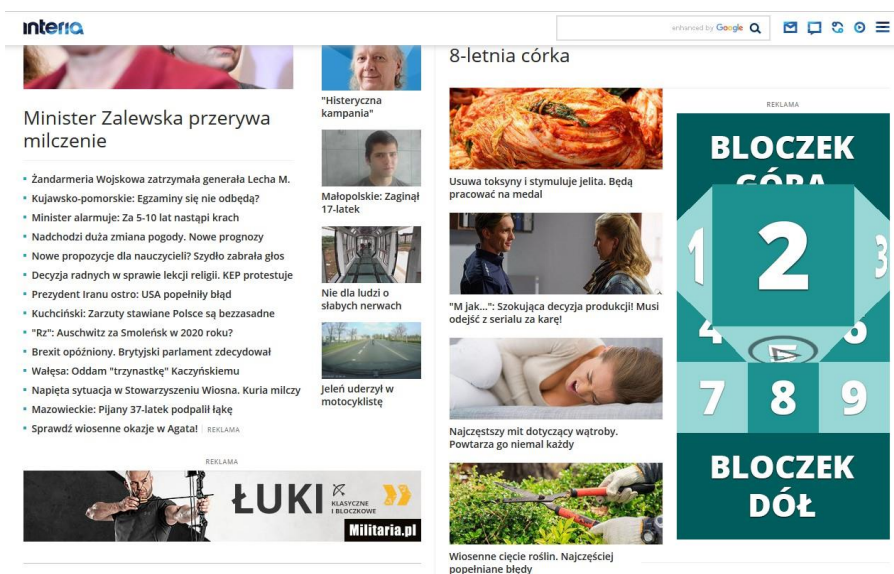
Technology: avi, mpg, mp4, mov, flv.

VISUALIZATION OF HALFPAGE PUZZLE EXPAND DESKTOP:

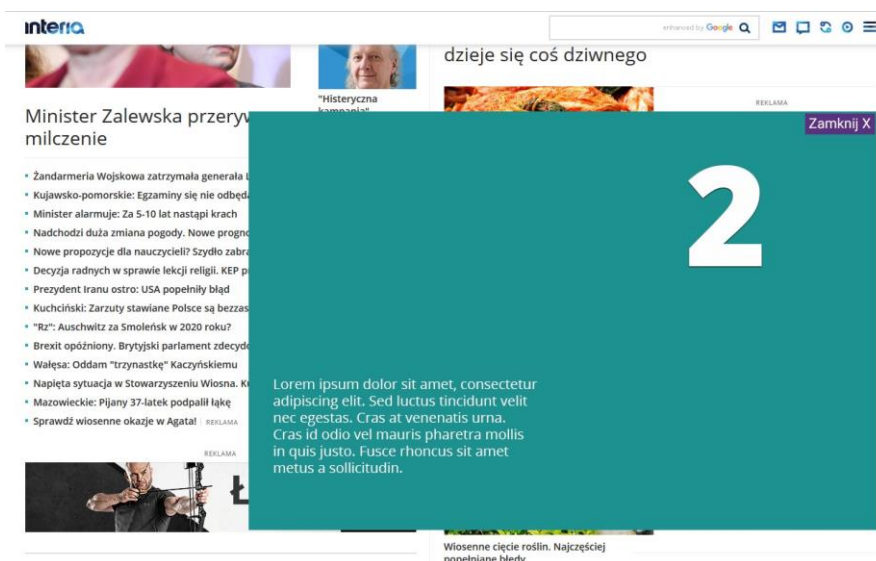
DESKTOP: <https://www.interia.pl/#inpltester2ad60265c11e15c49001aff26e7>

Run-On-Site: <https://wydarzenia.interia.pl/#inpltester2ad60265c34e15c49001aff26eb>

The ad before expansion:



The ad after expansion (visible 1 of 9 possible expansions):



2.26 In-Stream VideoAd

Technical specification:

Description: Ad format which allows playing a television advertising spot before a video. Depending on the user's connection speed, the advertising spot is broadcast in two different file sizes to ensure smooth playback. INTERIA.PL adapts the source material provided for Internet broadcast. The television spot is an active format (clicking on the spot directs to the Client's webpage).

Duration: Max 30s.

Required materials:

Spot – high-quality video ad (min 4000kB/sec) sized at least 1280x720. File formats: .avi, .mpg, .mp4, .mov, .flv. Possible aspect ratio: 16:9. The file is converted by INTERIA.PL to 2 MP4 files (SQ and HQ) and presented for Client's approval.

MATERIAL DELIVERY DEADLINE

3 workdays before the planned campaign start.

2.27 Interbox

Description: Static graphic ad placed in the new webmail interface after logging in

File size: up to 50 kb

Dimensions: 600x450 px

Technology: GIF, JPEG, PNG, JPG

Other: INTERIA.PL reserves the right to approve each creative

2.28 Link Native*

Description: Text ad, which allows the Advertiser to place links to their websites in the articles.

Technology: Number of letters: min 30 and max 140 (with spaces).

Other: Link inserted after the 4th paragraph. If the article has less than 4 paragraphs slot is not placed.

INTERIA.PL reserves the right to approve each creative

*In case of dietary supplements links, adding an annotation is mandatory.

2.29 Sponsored Link

Description: Textual advertisement enabling Advertiser to place links to his/her websites on the Main Page of the Portal in given editorial modules

Interia Home Page

Link structure: Link Events/Sports/Business -> The maximum number of characters in the caption is 35 characters with spaces.

Trailer Warto Zobaczyć 1 -> Maximum number of characters in this attachment is 45 with spaces and graphics 300x115 px.

Trailer Warto Zobaczyć 2/ Warto Zobaczyć 3 (E-commerce site) -> Maximum number of characters in this trailer is 45 with spaces and obligatory artwork 80x45px.

Trailer Moto, Tech/Gry -> max amount of characters is 35 with spaces and obligatory graphic of 140x80px.

Trailer Muzyka/Film/Seriale -> maximum number of characters is 35 with spaces and obligatory graphic size is 228x154px.

Main pages of Interia's thematic websites

Text and graphics trailer for Kobieta-Sport-Muzyka-Ciekawe.pl-Film ->

The maximum number of characters is 35 with spaces and the graphic of 380x315px is obligatory.

Text and graphics trailer for Weather -> maximum amount of characters is 50 with spaces and obligatory graphic size: 380x315px.

Trailers classifieds for 1st and 2nd place on FACET – KOBIEITA -> maximum amount of characters is 35 with spaces and obligatory graphics size is 380x315px.

Trailers classics for 1st and 2nd place on Pomponik.pl -> maximum amount of characters is 35 with spaces and obligatory graphics size is 380x220px.

Trailer on Styl.pl -> maximum amount of characters is 50 with spaces and obligatory graphics size: 380x315px.

First and second place trailer on Wydarzenia-Biznes-Motoryzacja-Tech/Gry ->

The maximum number of characters is 35 with spaces and the graphic size must be 380x220px.

Trailer on Smaker.pl -> number of characters from 150 to 200 with spaces, graphics:

- rotator: image: 470x352px,
- culinary themes: image: 300x170px

Trailer on Poboczem.pl -> maximum number of characters is 33 with spaces and obligatory graphic image size 225x138px.

Trailer on Tipy.pl ->

- 1 place: the maximum number of characters is 25 with spaces and a graphic of 208x208px is obligatory.
- 2 place: the maximum number of characters is 25 with spaces and the graphic of 80x80px size.

Trailer on MaxModels.pl -> graphic with dimensions 552x310px.

Trailer on Deccoria.pl ->

- title: maximum number of characters is 39 including spaces,
- lead: maximum number of characters is 60 with spaces,
- graphics: an image with dimensions of 310x140px.

2.30 Logoutbox

Description: Static graphic ad placed on the webmail logout page.

File size: up to 50 kb

Dimensions: 750x400 px

Technology: GIF, JPEG, PNG, JPG

Other: INTERIA.PL reserves the right to approve each creative

2.31 Mailing

Description: Mailing sent out to the users of free INTERIA.PL webmail accounts. Allows reaching a defined group of users, using a combination of chosen presets.

Required elements:

- Mailing topic up to 80 characters
- Sender's name (FROM field)
- Full sender's address information (information placed in the mailing's footer)
- Return address (non-mandatory)
- Mailing's content
- Graphic files (if used – only in HTML version)

Technology: text, HTML, HTML with video

Technology: text*

1. Advertising letter in the form of text of up to 3000 characters and file size of up to 5 kB
2. The text cannot be formatted (bold, italicized, underlined, etc.)
3. Max characters in one line: 70 (including spaces)

*linking elements are not possible

Technologia: HTML

1. Base file size - 100 kB of text or HTML (together with graphic elements and attachments), bigger file size incurs additional fees according to the price list.
2. Using scripts is forbidden (Java Script, VB Script, etc.).
3. Using frames is forbidden.
4. HTML cannot use hotlinking to external graphic files.
5. Coding for Polish fonts: ISO-8859-2 or UTF-8.
6. Direct referrals to graphic files ().
7. The user's client may block image files in the Flash format (SWF)
8. Test mailings should be checked using INTERIA.PL domain accounts. INTERIA.PL DOES NOT take responsibility for how the mailing displays on other domains.

Technology: HTML with VIDEO

The advertising film should have standard navigation buttons that allow to stop it at any time, mute the sound, return to the beginning and repeat it. The maximum duration of the video is 30 seconds and its broadcasting begins automatically after loading the ad, but with muted sound (the sound is initiated by the user by clicking). Video material cannot be looped.

1. Base file size - 100 kB of text or HTML (together with graphic elements and attachments), bigger file size incurs additional fees according to the price list.
2. VIDEO size – 1 MB
3. Using scripts is forbidden (Java Script, VB Script, etc.).
4. Using frames is forbidden.
5. HTML cannot use hotlinking to external graphic files.
6. Coding for Polish fonts: ISO-8859-2 or UTF-8.
7. Direct referrals to graphic files ()
8. Test mailings should be checked using INTERIA.PL domain accounts. INTERIA.PL DOES NOT take responsibility for how the mailing displays on other domains.

2.32 Mailing Premium

Description: Premium Mailing is an ad format which displays in the first slot of the email inbox. After clicking on the mailing, the client's creative will be displayed on the right. Premium mailing disappears completely after the user clicks the X button and appears again after 2 hours during the same session. If the user logs out and in again, the mailing will appear again (even before 2 hours have passed). The creative displays regardless of whether the old or new email interface is being used.

File size: Avatar: 30 kb

Main creative: 85 kb HTML5 -> up to 150 kb

Dimensions: Avatar: 40x40 px

Main creative: 1460x1460 px

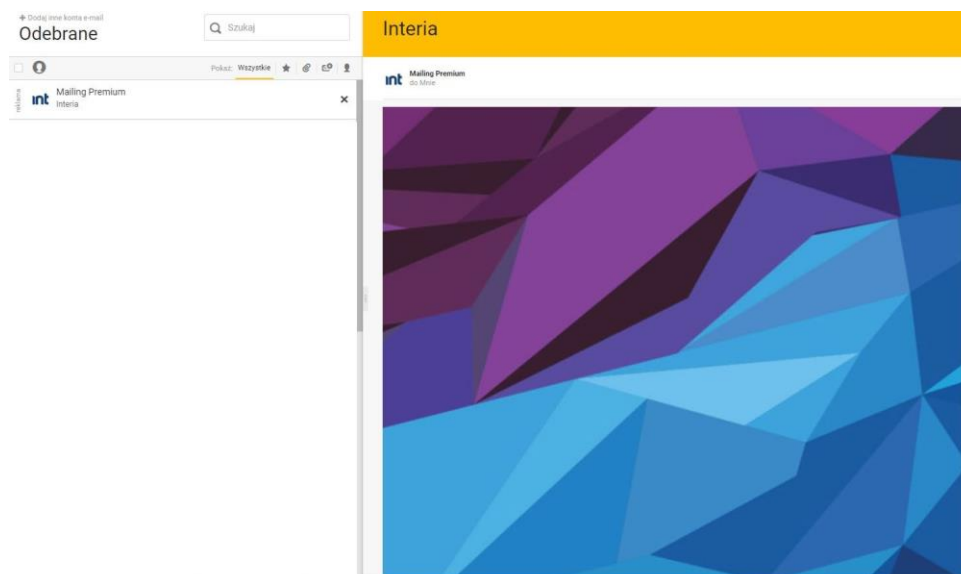
Technology: GIF, JPEG, PNG, HTML

The client also provides text up to 80 characters including spaces – separately for the title and for the sender name. The client can choose the colour of the mailing title bar.

Important: For the broadcast of creatives in HTML technology, responsiveness and scalability of the ad with the 1: 1 aspect ratio with a maximum creative size of 1460x1460 pixels are required. In addition, the main creative must be centered. Due to the specific environment which is the e-mail, a creative in its entire area can have only 1 clickTag.

1. The ad should include a getURL action:
dharmapi.click('clickTag')
2. URL addresses for each clickTag should be sent together with the rest of materials
3. Before the ad is approved for display, it has to fulfill all the above requirements.

VISUALISATION OF THE CREATIVE ONTE NEW EMAIL INTERFACE



2.33 Megaboard

Description: Scalable graphic ad placed at the top of a website instead of a standard banner, but much bigger. The format adapts to the screen resolution and browser window. The ad's dimensions stay proportional during scaling.

File size: GIF, JPEG, PNG -> do 100 kb HTML5 -> do 200 kb

Dimensions: 1220x600 pixels

Technology: GIF, JPEG, PNG, HTML5

1. The ad should include a getURL action:
`dharmapi.click('clickTag')`
2. URL addresses for each clickTag should be sent together with the rest of materials
3. Before the ad is approved for display, it has to fulfill all the above requirements.

2.34 Mega Double Wideboard

Description: Scalable graphic ad placed at the top of a website instead of a standard banner, but much bigger. The format adapts to the screen resolution and browser window the moment it loads..

File size: GIF, JPEG, PNG -> up to 100 kb HTML5 -> up to 160 kb

Dimensions: 1220x300 and 950x300 px (mandatorily in two sizes)

Technology: GIF, JPEG, PNG, HTML5

1. The ad should include a getURL action:
`dharmapi.click('clickTag')`
2. URL addresses for each clickTag should be sent together with the rest of materials
3. Before the ad is approved for display, it has to fulfill all the above requirements.

2.35 Multiscreening

2.35.1 Interia

Description: The ad integrates a banner format in the top slot and the website's margins. The banner format is the active (clickable) format, which links to the Client's website. In the basic version, the margins are not clickable.

File size: Top-slot format – According to the specification of the chosen format

Dimensions: Top-slot format: Billboard 750x100 px, Double Billboard 750x200 px, Wideboard 950x200 px, Triple Billboard 750x300 px, Double Wideboard 950x300 px.

WALLPAPER FOR RWD SERVICES

Background size: 1920x1080px

Background weight: 200 kB

- The wallpaper might look differently depending on the resolution or the size of browser window. That is why we recommend placing key elements near the Edge of the site's content.
- The banner cannot be linked to the wallpaper with any graphic elements.
- The whole wallpaper area must be filled with graphic elements constituting the background - the creation cannot have a white cut-out matching the site.
- We recommend that the wallpaper ends in a solid colour at the edges - in this case you should also enter the colour number (hex) you wish to set for the site. The wallpaper may scroll together with the rest of the site on which it is placed, according to the Client's wish.
- The wallpaper will scroll with the content of the page on which it is broadcast.
- The wallpaper in its basic form is not animated.
- The wallpaper in its basic form is not clickable.
- Clickable wallpapers must not use the native color for the site's margins.
- We recommend sending a visualization together with the materials (banner and wallpaper), to show how the wallpaper should be placed in relation to the banner on the chosen Interia website.

WALLPAPER FOR INTERIA HOME PAGE:

Background size: 1920x1080px and 1366x768px (mandatory in two sizes)

Background weight: 200 kB

- The wallpaper must end in a gradient that transitions to white.
- The wallpaper in its basic form cannot scroll
- The wallpaper might look differently depending on the resolution or the size of browser window. That is why we recommend placing key elements near the Edge of the site's content.
- We recommend that the wallpaper's edges are in one solid color – in that case, the color's identifier (hex) should be provided, so that the background of the page can be set to match the wallpaper (especially important for wallpapers that do not scroll together with the rest of the site).
- The wallpaper in its basic form is not animated
- The wallpaper in its basic form is not clickable.
- Clickable wallpapers must not use the native color for the site's margins.
- We recommend sending a visualization together with the materials (banner and wallpaper), to show how the wallpaper should be placed in relation to the banner on the chosen Interia website.

We recommend that the wallpaper should be one-size-fits-all (adapted to different widths of websites and different screen resolutions). Most Interia users have a screen resolution of 1366x768

px (we recommend placing the key elements of the advertising message near the site content, in the 1366 px area, but the wallpaper can be wider (e.g. 1920px) – it will be visible to users with higher resolutions)..

The wallpaper is only visible on the margins, the site's content covers the middle part. Each site's content may have a different width:

- Interia Homepage: content width – 1260 px and 1025 px (the wallpaper should be provided in 2 versions for each of the widths – the site's content (1260 px or 1025 px) will cover the middle part of the wallpaper, so any elements placed there will not be visible)
- RWD sites: content width 1260 px or 980 px (you must submit a universal wallpaper which takes into consideration both site widths. Part of the wallpaper will overshadow the site content (1260px or 980px) and elements of the creation placed in this area will not be visible).

Designed by:

SGP:

High 200 px:

Wallpaper Big:

http://e.hub.com.pl/Multiscreening_tapety/SGP_200/SGP_Szeroka_1920x1080_px_Gorny_slot_200_px.png

Small wallpaper:

http://e.hub.com.pl/Multiscreening_tapety/SGP_200/SGP_Waska_1366x768_px_Gorny_slot_wysokosc_200_px.png

High 300 px:

Big Wallpaper:

http://e.hub.com.pl/Multiscreening_tapety/SGP_300/SGP_Szeroka_1920x1080_px_Gorny_slot_300_px.png

Small wallpaper:

http://e.hub.com.pl/Multiscreening_tapety/SGP_300/SGP_Waska_1366x768_px_Gorny_slot_wysokosc_300_px.png

RWD services

Technology: GIF, JPEG, HTML5 for top slot format (Billboard, Double Billboard, Wideboard, Triple Billboard, Double Wideboard); static GIF, JPEG for the wallpaper (mostly margins)

1. The ad should include a getURL action: dharmapi.click('clickTag')
2. URL addresses for each clickTag should be sent together with the rest of materials
3. Before the ad is approved for display, it has to fulfill all the above requirements.

2.35.2 polsatsport.pl, polsatnews.pl, geekweek.pl, twojapogoda.pl (former name: Srenning)

Simultaneous display of the banner format and the wallpaper or the wallpaper itself on the enlarged area of the website. The format provides a large advertising space.

Required materials:

1. Wallpaper:

- dimensions: 1920x1080px
- file size: up to 200kB
- technology: JPG/PNG
- background color: HEX marking

2. Banner (optional):

- dimensions: 750x100/750x200px
- file size: up to 100kB
- technology: HTML5/JPG/PNG

Comments:

Audio in the ad is only allowed after user interaction, e.g. after clicking a button.

The graphic design of the wallpaper should consider the current width of the central part of the website for which the creative is being prepared. Current widths for services:

Polsatsport.pl - 1170px,

polsatnews.pl - 1280px,

geekweek.pl - 1280px,

twojapogoda.pl - 1246px

2.36 Multipanel

Description: Non-invasive graphic ad on the INTERIA.PL Home Page. The format uses the top slot, wallpaper and the panels between editorial modules to form an eye-catching and coherent creative solution.

Important: we recommend to create the panels on a transparent background to incorporate them into the wallpaper behind the Home Page content.

Other: INTERIA.PL reserves the right to accept the final creative. Display using external Client codes is allowed.

Carrier guidelines:

- **Multiscreening:** top-slot creative in accordance with the current specification plus 2 wallpapers for the narrow and wide version, of a height that covers both panels (due to the dynamic architecture of SGP content, the approximate wallpaper height is 7500 px, file size up to 700 kb). The wallpaper cannot include a white background that imitates the website's content.

Technology of the wallpaper: JPEG, PNG.

- **Panel 600:** two creatives for the narrow and wide version or one responsive creative. The width of the creative increases by 40px (2x20px of removed panel margins) -> 1260 px for the wide version and 1025 px for the narrow version.

Technology: JPEG, PNG, GIF, HTML5.

- **Panel 400:** two creatives for the narrow and wide version or one responsive creative. The width of the creative increases by 40px (2x20px of removed panel margins) -> 1260 px for the wide version and 1025 px for the narrow version.

Technology: JPEG, PNG, GIF, HTML5.

VISUALISATION OF MULTIPANEL

<https://www.interia.pl/#inpltester2ad5e62223a13af24001a3ea81e>

2.37 Multi Pushdown

Description: Graphic ad format using animation and an optional static background. The creative consists of two versions – large and small. First, the large version is displayed, which collapses into the small one after 15 seconds (this time may be shorter; the information about display time should be provided together with the materials in a manifest.json file). Optionally, the ad may also include a clickable background under the entire page. The ZAMKNIJ (CLOSE) button, which switches the creative from the large version to the small one is not required, it is added automatically. Both versions of the creative (small and large) need to be provided as two separate projects.

Ad file size: small version -> up to 80 kb large version -> up to 80 kb

Background file size: up to 120 kb

Ad dimensions: large version -> do 1280px in width up to 700px in height

Small version -> up to 750px in width and up to 200px in height, however, it must be noted that the small version's dimensions need to be lower than the large one's

Background dimensions : 1920x900px and 1536x720px (mandatorily in two sizes)

Technology: GIF, JPEG, PNG, HTML5

1. All clicks within the creative should use dharmapi. API will be injected into the creative automatically. Sample code:

```
document.getElementById('#link').addEventListener('click', function() {
    dharmapi.click('clickTag');
    return false;
});
```

2. If clickable background is chosen, the field outside of the graphic will be filled with solid color
3. The creative should not include the close button, it's a part of the ad slot and will be added automatically.
4. The manifest.json file should include such information as: clickTag (for clicks on the background and on creative), the time before collapsing, dimensions of both creatives, the color of the close button, the color of the background.
5. dharmapi.ready() - this method should be called at the end of the code of the ad, ideally after all elements are ready to work:

```
setTimeout(function() {
    dharmapi.fireEvent('ready');
}, 5);
```

2.38 Navibox

Description: Graphic ad set in the upper part of the right column.

File size: GIF, JPEG, PNG -> up to 50 kb HTML5 -> up to 150 kb

Dimensions: 300x250 px

- The ad should include a getURL action:
dharmapi.click('clickTag')
- URL addresses for each clickTag should be sent together with the rest of materials
- Before the ad is approved for display, it has to fulfill all the above requirements.

2.39 Navibox Flip Expand

Description: Graphic ad set in the upper part of the right column. It expands to the left after rolling over. 7 boxes 300x250 px – 1 main, 6 creating a view after expand

File size: up to 50 kb (per box)

Dimensions: 300x250 px before expanding

Technology: GIF, JPEG, PNG (static)

Buttons „ROZWIŃ” i „ZAMKNIJ X”:

File size: up to 10 kb

Dimensions: 100x30 px

Technology: GIF, JPEG, PNG (static)

Designed by:

- button ROZWIŃ <https://e.hub.com.pl/RWD/ROZWIN.png>
- button ZAMKNIJ X <https://e.hub.com.pl/RWD/ZAMKNIJ.png>

Button ROZWIŃ / ZAMKNIJ X is placed in the upper right corner of the creative.

Button ROZWIŃ / ZAMKNIJ X should be provided in the colors and stylistics of advertising boards.

Video:

File size: up to 2 MB (total for all videos)

Technology: avi, .mpg, .mp4, .mov, .flv.

HTML:

```
<a id="expand" href="#">Rozwiń</a>
```

JavaScript:

```
document.getElementById('expand').addEventListener('mouseover', function() {  
    dharmapi.expand();  
});
```

HTML:

```
<a id="collapse" href="#">Zwiń</a>
```

JavaScript:

```
document.getElementById('collapse').addEventListener('mouseover', function() {  
    dharmapi.collapse();  
});
```

2.40 Parallaxa

Description: Formats with parallax effect.

Creative Panel 600:

File size: up to 200 kb

Dimensions: 1220x950 px

Technology: GIF, JPEG, PNG, JPG (static)

Other: INTERIA.PL reserves the right to accept the final creative

Designed according to the following models:

<http://e.hub.com.pl/RWD/1220x950px.png>

IMPORTANT:

- We recommend making space for a neutral margin area 15px from the upper and lower edge of the creative
- The speed of scrolling of the creative is automatic

VISUALISATION OF PANEL 600px WITH PARALLAX EFFECT:

<https://www.interia.pl/#inpltester2ad60266020e15c49001aff26f9>

Creative Halfpage 300x600:

File size: up to 100 kb

Dimensions: 300x950 px

Technology: GIF, JPEG, PNG, JPG (static)

Other: INTERIA.PL reserves the right to accept the final creative

Designed according to the following model:

<http://e.hub.com.pl/RWD/300x950px.png>

IMPORTANT:

- We recommend making space for a neutral margin area 15px from the upper and lower edge of the creative
- The speed of scrolling of the creative is automatic

VISUALISATION OF HALFPAGE WITH PARALLAX EFFECT:

<https://www.interia.pl/#inpltester2ad602663f4e15c49001aff270d>

2.41 Panel 200

Description: Static graphic ad placed on the Interia Homepage under the Sport module.

Waga: do 60 kb

Dimensions: 1220x2000 and 985x200 or 1220x100 and 985x100 px (mandatorily in two sizes)

Technology: GIF, JPEG, PNG, JPG

Other: INTERIA.PL reserves the right to accept the final creative

2.42 Panel 400

Description: Static graphic ad placed on the Interia Homepage under the Plotki (Gossip) module

File size: up to 60 kb

Dimensions: 1220x400 and 985x400 px(mandatorily in two sizes)

Technology: GIF, JPEG, PNG, JPG

Other: INTERIA.PL reserves the right to accept the final creative

2.43 Panel 600

Description: Static graphic ad placed on the Interia Homepage under the Sport module (in place of Panel 200). The format adapts to the screen resolution and browser window. The ad's dimensions stay proportional during scaling.

File size: GIF, JPEG, PNG -> up to 100 kb HTML5 -> up to 200 kb

Dimensions: 1220x600 px

Technology: GIF, JPEG, PNG, JPG, HTML5

Other: INTERIA.PL reserves the right to accept the final creative. Above the ad will be located „przewiń” button which allows to scroll the Home page to the content below the ad.

- The ad should include a getURL action:
dharmapi.click('clickTag')
- URL addresses for each clickTag should be sent together with the rest of materials
- Before the ad is approved for display, it has to fulfill all the above requirements.

2.44 Rectangle (inter-text box)

Description: Graphic ad placed inside an article on the chosen website

File size: GIF, JPEG, PNG -> up to 50 kb HTML5 -> up to 150 kb

Dimensions: 300x250 px

Technology: GIF, JPEG, PNG, HTML5

1. The ad should include a getURL action:
dharmapi.click('clickTag')
2. URL addresses for each clickTag should be sent together with the rest of materials
3. Before the ad is approved for display, it has to fulfill all the above requirements.

Comments:

Audio in the ad is only allowed after user interaction, e.g. after clicking on a button.

2.45 Triple Billboard

Description: Graphic ad placed in the top slot of the website in place of a traditional banner, but much bigger

File size: GIF, JPEG, PNG -> up to 60 kb HTML5 -> up to 150 kb

Dimensions: 750x300 px

Technology: GIF, JPEG, PNG, HTML5

9. The ad should include a getURL action:

```
dharmapi.click('clickTag')
```

10. URL addresses for each clickTag should be sent together with the rest of materials

11. Before the ad is approved for display, it has to fulfill all the above requirements.

2.46 Video Back Layer

Description : graphic ad displayed on Interia.pl homepage and its flagship websites. The ad consists of three elements – two HTML banners and a video wallpaper.

The user will see the HTML banner and the wallpaper with the video playing in the background. After hovering over the banner or the background with the pointer, a countdown will appear (3, 2, 1), after which the background will expand to full screen and the video will start playing from the beginning. The graphic presentation of the countdown is implemented by the client in the first banner. After playback is over, the background collapses and the user will see the website's content with the second banner.

File size and dimensions:

- banner HTML, up to 150 KB. 750x200, bigger formats should be responsive
- MP4 video, up to 2 MB
- jpg button „zamknij X” (close X), compliant with the IAB specification: *“zamknij X”, written in font size of at least 20px (the entire "ZAMKNIJ X" text should be no smaller than 50x20 px. "ZAMKNIJ X" should be placed on a non-transparent background*
- jpg speaker icon, 40x40 px

1. All creatives should include a getURL action:

```
dharmapi.click('clickTag')
```

przykład:

```
body.addEventListener('click', function() { dharmapi.click();  
}, false  
);
```

2. if the countdown is supposed to start after the user hovers over the banner (countdown implementation on the client's side). The script should include the following action which displays the ad full-screen:

```
dharmapi.fireEvent('startFullscreenVideo');
```

- 3. if the countdown is supposed to start also after the user hovers over the background, the first banner should include at the end of the script the following function. The function to stop and start the counter in any given place should be implemented.**

example:

```
/**
 * Rozpoczęcie i wstrzymanie odliczania
 * param {string} param1, Typ zdarzenia (start|stop)
 * param {number} param2, Odliczanie sekundowe (3,2,1)
 */
setTimeout(function() {
    dharmapi.addListener('counter', function(param1,
        param2) { if (param1 === 'stop') {
            /* zatrzymanie licznika */
            return false;
        }
        /* uruchomienie licznika */
    });
    // załadowanie funkcji obsługi zdarzeń
    dharmapi.ready();
}, 5);
} else {
    console.error('Brak dharmapi!');
}
```

2.47 Wallpaper Dynamic

Description: The ad integrates a banner format in the top slot and the website's margins. The banner format is the active (clickable) format, which links to the Client's website. In the basic version, the margins are not clickable

WALLPAPER

- The wallpaper makes a seamless creative together with the banner placed in the top slot (Billboard, Double Billboard, Wideboard, Triple Billboard, Double Wideboard).
- The wallpaper is only visible on the margins, the site's content covers the middle part. Each site's content may have a different width (the attachment detailing each site's width can be obtained from one of our account managers)
- The wallpaper might look differently depending on the resolution or the size of browser window. That is why we recommend placing key elements near the edge of the site's content.
- We recommend that the wallpaper's edges are in one solid color – in that case, the color's identifier (hex) should be provided, so that the background of the page can be set to match the wallpaper (especially important for wallpapers that do not scroll together with the rest of the site).
- The wallpaper may scroll together with the rest of the site on which it is placed, according to the Client's wish.
- The wallpaper in its basic form is not animated.
- The wallpaper in its basic form is not clickable.
- Clickable wallpapers must not use the native color for the site's margins.
- We recommend sending a visualization together with the materials (banner and wallpaper), to show how the wallpaper should be placed in relation to the banner on the chosen Interia website.

File size: Banner: According to the specification of the chosen format

Wallpaper: 85 kB

Dimensions: Top slot format:

Billboard 750x100 px, Double Billboard 750x200 px, Wideboard 950x200 px, Triple Billboard 750x300 px, Double Wideboard 950x300 px.

Wallpaper:

We recommend that the wallpaper have a universal size (suited to different website widths and different screen resolutions). Most Interia users' screen resolution is 1366x768 px (we recommend placing key advertising elements near the edge of the site, near the 1366 px field, while the background may be wider, e.g., 1920 px – so it is visible for users with higher resolution screens).

Technology: GIF, JPEG, PNG, HTML5 for the top slot format (Billboard, Double Billboard, Wideboard, Triple Billboard, Double Wideboard); static GIF, JPEG for the wallpaper (mostly margins)

Script to be placed in the creative on the client's side.

1. Adding an attribute in the HTML element for which the wallpaper will be replaced when you hover the mouse over:

```
data-inpl-element-id="<numer, np: 1,2,3...>"
```

1. Adding the script at the end in the BODY element

```
setTimeout(function() {  
    if (typeof dharmapi !== 'undefined') {  
        dharmapi.ready();  
        var elements =  
        document.querySelectorAll('[data-inpl-element-id]');  
        elements.forEach(function(el) {  
            el.addEventListener('mouseenter',  
function() {  
  
                dharmapi.fireEvent('onMouseEnterHandler', ['element' +  
                el.dataset.inplElementId]);  
            });  
            el.addEventListener('click', function() {  
                dharmapi.click('clickTag' +  
                el.dataset.inplElementId);  
            });  
        });  
    }  
}, 5);
```

```
this.click.name =
"click"; ready();

function ready() {
    if (typeof dharmapi !== 'undefined') {
        dharmapi.fireEvent('onWallpaper0');
    } else {
        console.log("onWallpaper0");
    }
}

this.click1.addEventListener("mouseover",
tapetal); function tapetal() {
    if (typeof dharmapi !== 'undefined') {
        dharmapi.fireEvent('onWallpaper1');
    } else {
        console.log("onWallpaper1");
    }
}

this.click2.addEventListener("mouseover", tapeta2);
function tapeta2() {
    if (typeof dharmapi !== 'undefined') {
        dharmapi.fireEvent('onWallpaper2');
    } else {
        console.log("onWallpaper2");
    }
}

this.click3.addEventListener("mouseover",
tapeta3); function tapeta3() {
    if (typeof dharmapi !== 'undefined') {
        dharmapi.fireEvent('onWallpaper3');
    } else {
        console.log("onWallpaper3");
    }
}

this.click4.addEventListener("mouseover",
tapeta4); function tapeta4() {
    if (typeof dharmapi !== 'undefined') {
        dharmapi.fireEvent('onWallpaper4');
    } else {
        console.log("onWallpaper4");
    }
}

this.click5.addEventListener("mouseover",
tapeta5); function tapeta5() {
    if (typeof dharmapi !== 'undefined') {
        dharmapi.fireEvent('onWallpaper5');
    } else {
        console.log("onWallpaper5");
    }
}
```


2.48 Wideboard

Description: Graphic ad placed in the top slot of the website in place of a traditional banner, but much bigger. Display possible only on chosen websites (wide layout)

File size: GIF, JPEG, PNG -> up to 60 kb HTML5 -> up to 150 kb

Dimensions: 950x200 px

Technology: GIF, JPEG, PNG, HTML5

1. The ad should include a getURL action:

```
dharmapi.click('clickTag')
```

2. URL addresses for each clickTag should be sent together with the rest of materials
3. Before the ad is approved for display, it has to fulfill all the above requirements.

2.49 Main/Site Branding (Portal Main Page + RWD Sites)

Description: Non-invasive graphic ad in the upper part of INTERIA.PL Homepage, over the Portal menu.

Two boards (for the wide and narrow version of the Portal Main Page):

File size: do 200kb (each board separately),

Dimensions: 1920x650px

Technology: JPG, PNG, GIF (static)

Designed according to the templates:

- for the **wide** version of the Homepage. The expanded and the collapsed versions are in one graphic file <https://i.iplsc.com/0007MIZ9WORQG2VC-C0.png>

- for the **narrow** version of the Homepage. The expanded and the collapsed versions are in one graphic file <https://i.iplsc.com/0007MIYYVSA3MWMF-C0.png>

Banner (for the wide and narrow version of the RWD site):

File size: do 200kb (each board separately),

Dimensions: 1920x75px

Technology: JPG, PNG, GIF (static)

Designed according to the templates:

- for the **wide** version of the RWD site. <https://i.iplsc.com/0007MIZGACVDACVD-C0.png>

- for the **narrow** version of the RWD site. <https://i.iplsc.com/0007MIZERDM06WY7-C0.png>

COLLAPSE and EXPAND buttons:

File size: up to 10kb,

Dimensions: 150x50px,

Technology: JPG, PNG, GIF (static)

Designed according to the templates:

- the COLLAPSE button https://e.hub.com.pl/RWD/przycisk_ZWIN.png

- the EXPAND button https://e.hub.com.pl/RWD/przycisk_ROZWIN.png

The COLLAPSE/EXPAND (ZWIŃ/ROZWIŃ) button is placed in the upper-right part of the COLLAPSED AD/EXPANDED AD section (REKLAMA ZWINIĘTA/REKLAMA ROZWINIĘTA) and it's adjusted to the right edge of the content section of the chosen site.

The COLLAPSE/EXPAND (ZWIŃ/ROZWIŃ) buttons should match the style and color palette of the rest of the ad.

IMPORTANT:

- If the client's logo is placed in the COLLAPSED AD (REKLAMA ZWINIĘTA) section, above the website's logo, it should be smaller by 50%
- We recommend the color of the background near the edges should fade to white.

MAIN BRANDING Z VIDEO:

This ad format includes video. The maximal video duration is 30 seconds and it starts automatically when the ad is loaded, but without sound (which can be initialized by the user clicking the sound icon).

File size: up to 2 MB

Technology: avi, mpg, mp4, mov, flv.

COLLAPSED:

1220x150
REKLAMA ZWINIĘTA

ROZWIŃ

interio CIE NA WY? SERWIS

KRAKÓW 2°C Pogoda na 72 godz. Pogoda na 25 dni

FAKTY ZRABOWANE ODCEKI | AUTORZY | OPINIE | HISTORIA

Posada dla syna ministra w Banku Światowym. Rzeczniczka PiS reaguje

- Ambasada Izraela o słowach wicepremiera Głirskiego
- CBA w mieszkaniu Chirnowskiego. Żyrym wyjeżdża
- Na kogo zagłosują Polacy? Najnowszy sondaż IBIS
- PO chce komisji śledczej. Błyskawiczna odpowiedź PiS
- Sąd oddalił powództwo władz spółki PLL LOT
- "konflikt interesów". PO chce wyłączenia Kamińskiego
- Kopcińska: Dzień polityków są zdolni i wykształceni

Katastrofa kolejowa w Hiszpanii

Kłopoty Iwanki Trump

Unikatowe odkrycie w Pompejach

Zasnął... na środku skrzyżowania

W ostatniej chwili wyciągnęła córkę z klasztoru. Pozostali zginęli

Deszcz, który nieoczekiwanie przyniósł śmierć na pustyni

"Pierwszy kaszusz Rzeczpospolitej"? Takświarze wodzi go za darmo

Kasia Tusik zostanie mamą w przyszłym roku. Kto oprócz niej?

Zamordował legendę. Dziś ma 63 lata i zaczyna zakawać?

EXPANDED

TŁO DOPASOWANE DO REKLAMY

1220x500
REKLAMA ROZWINIĘTA

ZWIŃ

TŁO DOPASOWANE DO REKLAMY

interio CIE NA WY? SERWIS

KRAKÓW 0°C Pogoda na 72 godz. Pogoda na 25 dni

FAKTY ZRABOWANE ODCEKI | AUTORZY | OPINIE | HISTORIA

Co naprawdę ich łączy? Wiśniewski pokazał wymowne zdjęcie

BANNER

1220x75

interio CIE NA WY? SERWIS

Nowe fakty ws. śmierci Gmitruka. Prokurator w akcji

- Ugonch w szoku po śmierci legendy: "Jeszcze wczoraj..."
- Nowe fakty ws. śmierci Gmitruka. Prokurator w akcji
- CBA w PZPS. Działacze zatrzymani, chodzi o miliony
- Wielki problem Niemców: "Wszystko w rękach Polaków"
- Jochim Lew nie liczy na Portugalię w meczu z Polską
- Artur Szpilka: Odszedł jeden z największych bohaterów
- Dramatyczny wypadek i cud, 17-latkę wróci do pełni sił
- Liga Narodów: Polscy kibice stawiają na... Portugalię
- Pięć minut, które wstrząsnęło reprezentacją Niemiec
- Skandaliczne zachowanie ekipy z mistrzem olimpijskim
- Młode Orły dokonają cudu? "Nie wszystko rozstrzygnięte"
- Złe wiadomości dla kadry Brzeczka przed meczem w LN
- Nasze drużyny wrócić potęg, wielki apetyt na triumf w LM
- Trener Portugalczyków przestrasza przed Polakami
- Rosyjskie media o zwycięstwie Klimowa w Wisle

Kłoczko wróci na ring!

Co za mecz! Rekord kariery!

Dziwacznicy wspierają naszych

Wstrząsająca informacja. Nasz słynny trener odszedł nagle

"Mówią, że Boniek załatwił sobie trzecią kadencję"

Polacy poradzą sobie bez "Lewego"? Mecz o honor

Wyleci z Barcelony? Gwiazdor o sytuacji napastnika

Co z premiami dla Orłów za mistrzostwo świata?

Nawet rodacy w nich nie wierzyli, a zagrali w Final Four

Fatalna końcówka Niemców. Selekcjoner o meczu

Radwińska zakończyła karierę. Kto ją zastąpi?

Pięćolatek jest "cztercześniekim Schwarzeneggerem"

2.50 Webmail Branding Desktop

Two separate graphics (for wide and narrow version of the RWD site)

File size: up to 200kb (for each graphic),

Dimensions: 1920x420px

Technology: JPG, PNG, GIF (static)

Designed according to the following models:

- for the **wide** version of the e-mail client. The collapsed and expanded ad are both in one graphic file: [//e.hub.com.pl/wzorcelreklama-niski_1220.png](http://e.hub.com.pl/wzorcelreklama-niski_1220.png)

- for the **narrow** version of the e-mail client. The collapsed and expanded ad are both in one graphic file: [//e.hub.com.pl/wzorcelreklama-niski_985.png](http://e.hub.com.pl/wzorcelreklama-niski_985.png)

A graphic (one for the narrow version and one for the wide version) consists of one creative which is 420 px in height. The upper banner is 60 px high, and after user interaction it expands into the 360 px high image. The advertising message should take up 1220 px in the wide version and 985 px in the narrow version. The margins should stay in a neutral color.

Buttons ZWIŃ (COLLAPSE) and ROZWIŃ (EXPAND):

File size: up to 10kb,

Dimensions: 150x50px,

Technology: JPG, PNG, GIF (static)

Designed according to the following models:

- button ZWIŃ (COLLAPSE) https://e.hub.com.pl/RWD/przycisk_ZWIN.png
- button ROZWIŃ (EXPAND) https://e.hub.com.pl/RWD/przycisk_ROZWIN.png

The collapse-expand button is placed in the upper-right corner. It should be kept in the color scheme and style of the advertising graphics.

Important:

- If the client's logo in the COLLAPSED AD is placed over the website's logo, it should be 50% smaller than the website's logo
- We recommend that on both edges of the ad's background the color should turn to white.

MAIN BRANDING WITH VIDEO:

This ad format includes video. The maximal video duration is 30 seconds and it starts automatically when the ad is loaded, but without sound (which can be initialized by the user clicking the sound icon).

File size: up to 2 MB

Technology: avi, mpg, mp4, mov, flv.

COLLAPSED STATE

1220x60
REKLAMA ZWINIETA

ROZWIŃ

www.test0000.pl test0000@interia.eu

interia POCZTA

Nowa Odsłuchaj Kontakty

Opowiedz | Odp. wysyłać | Prześlij datę | Prześlij | Usun | Ustaw za spam | Drukuj

Szukaj wiadomości

Odebrane (16179)

Od	Temat	Data	Rozmiar
	Nowy adres bez zakładania kolejnego konta? Sprawdź, jakie to proste >>		
ZNAK.com.pl	-72% dla pierwszych 100 osób!	dzisiaj, 10:39	76 kB
Sexshop112.pl - dostarczone...	[TEST INTERIA.PL 2019-06-28 10:25:56] Gadzety erotyczne dla kobiet i mężczyzn >>	dzisiaj, 10:25	61 kB
Hagda z NeoNail	Dostawa za free? Każdy to lubi!	dzisiaj, 10:14	19 kB
Developep Murapol SA (...)	Kup mieszkanie podczas Ogólnopolskiego Dnia Otwartego w Murapol SA	dzisiaj, 10:00	139 kB
National Geographic Odkr...	Dwujęzyczny magazyn edukacyjny dla Twojego dziecka. Sprawdź!	dzisiaj, 10:00	126 kB
home&you - dostarczone ...	Tylko do niedzieli - Druga rzecz za 10 zł	dzisiaj, 10:00	94 kB
Venezia - dostarczone prz...	Rozpoczynamy szaleństwo wyprzedaży!	dzisiaj, 10:00	146 kB
Kazar - dostarczone przez...	Ruszyła wyprzedaż w Kazar do -60%! Sprawdź teraz!	dzisiaj, 10:00	98 kB
Okazjum.pl - dostarczone...	Sprawdź oferty tygodnia Polomarket!	dzisiaj, 10:00	131 kB
Pracuj.pl	Interia, trzymaj rękę na pulsie! Wybrałiśmy dla Ciebie najlepsze oferty pracy.	dzisiaj, 09:17	74 kB

Wątkowanie: włącz 1 2 3 4 5 ... 3212 Podgląd: włącz

DZIŚ W INTERII

Gwiazda disco polo w szpitalu. "Nie ma poprawy"

Sławę zawiedziona ojcu? Przyparta do muru, w...

Jej losy wzruszały widzów! Jak dziś wygląda...

EXPANDED STATE

1220x360
REKLAMA ROZWIŃIETA

ZWIŃ

TŁO
DOPASOWANE DO REKLAMY

www.test0000.pl test0000@interia.eu

interia POCZTA

Nowa Odsłuchaj Kontakty

Opowiedz | Odp. wysyłać | Prześlij datę | Prześlij | Usun | Ustaw za spam | Drukuj

Szukaj wiadomości

Odebrane (16179)

Od	Temat	Data	Rozmiar
	Nowy adres bez zakładania kolejnego konta? Sprawdź, jakie to proste >>		
ZNAK.com.pl	-72% dla pierwszych 100 osób!	dzisiaj, 10:39	76 kB
Sexshop112.pl - dostarczone...	[TEST INTERIA.PL 2019-06-28 10:25:56] Gadzety erotyczne dla kobiet i mężczyzn >>	dzisiaj, 10:25	61 kB
Hagda z NeoNail	Dostawa za free? Każdy to lubi!	dzisiaj, 10:14	19 kB
Developep Murapol SA (...)	Kup mieszkanie podczas Ogólnopolskiego Dnia Otwartego w Murapol SA	dzisiaj, 10:00	139 kB
National Geographic Odkr...	Dwujęzyczny magazyn edukacyjny dla Twojego dziecka. Sprawdź!	dzisiaj, 10:00	126 kB
home&you - dostarczone ...	Tylko do niedzieli - Druga rzecz za 10 zł	dzisiaj, 10:00	94 kB
Venezia - dostarczone prz...	Rozpoczynamy szaleństwo wyprzedaży!	dzisiaj, 10:00	146 kB
Kazar - dostarczone przez...	Ruszyła wyprzedaż w Kazar do -60%! Sprawdź teraz!	dzisiaj, 10:00	98 kB
Okazjum.pl - dostarczone...	Sprawdź oferty tygodnia Polomarket!	dzisiaj, 10:00	131 kB
Pracuj.pl	Interia, trzymaj rękę na pulsie! Wybrałiśmy dla Ciebie najlepsze oferty pracy.	dzisiaj, 09:17	74 kB

Wątkowanie: włącz 1 2 3 4 5 ... 3212 Podgląd: włącz

DZIŚ W INTERII

Gwiazda disco polo w szpitalu. "Nie ma poprawy"

Sławę zawiedziona ojcu? Przyparta do muru, w...

Jej losy wzruszały widzów! Jak dziś wygląda...

2.51 Panel with wallpaper

Description: Graphic ad on the INTERIA.PL Home Page. The Product consist of 2 formats: banner placed in the place of panel 200 or panel 400 and wallpaper.

File size: according to the specification of the chosen format

Double Billboard - 750x200 px
Wideboard - 950x200 px
Triple Billboard - 750x300 px
Double Wideboard - 950x300 px
Panel 200 – 1220x200 px and 985x200 px
Panel 400 – 1220x400 px and 985x400 px
Panel 600/Megaboard – 1200x600 px
Mega Double Wideboard – 1200x300 px and 950x300 px

Technology: GIF, JPEG, PNG, HTML5

1. The ad should include a getURL action:

```
dharmapi.click('clickTag')
```

2. URL addresses for each clickTag should be sent together with the rest of materials.
3. Before the ad is approved for display, it has to fulfill all the above requirements.

Wallpaper

File size: up to 85 kb

Dimensions: 1920x1080px and 1366x768px (mandatorily in two sizes)

Technology: JPEG, PNG

Most Interia users have a screen resolution of 1366x768 px (we recommend placing the key elements of the advertising message near the site content, in the 1366 px area, but the wallpaper can be wider (e.g. 1920px) – it will be visible to users with higher resolutions).The wallpaper is only visible on the margins, the site's content covers the middle part.

Content width – 1260 px and 1025 px (the wallpaper should be provided in 2 versions for each of the widths – the site's content (1260 px or 1025 px) will cover the middle part of the wallpaper, so any elements placed there will not be visible).

- The wallpaper makes a seamless creative together with the banner placed in the top slot (Billboard, Double Billboard, Wideboard, Triple Billboard, Double Wideboard, Panel 200, Panel 400 and Panel 600).
- The wallpaper might look differently depending on the resolution or the size of browser window. That is why we recommend placing key elements near the edge of the site's content.
- The wallpaper must end with a white gradient.
- The wallpaper cannot scroll.
- The wallpaper cannot be animated.
- The wallpaper may be clickable or not clickable – according to the client's preferences.
- We recommend sending a visualization together with the materials (banner and wallpaper), to show how the wallpaper should be placed in relation to the banner on the chosen Interia website.

Visualization for a panel with wallpaper in panel 200 (between SPORT and GOTOWANIE modules)

REKLAMA

Tapeta
1920x1080 px
1366x768 px

**Format bannerowy
w miejscu panel 200**

Tapeta
1920x1080 px
1366x768 px

GOTOWANIE SMAKER | STYLOWA KUCHNIA | SPRAWDZONE PRZEPISY

Visualization for a panel with wallpaper in panel 400 (between PORADY and MUZYKA/FILM/SERIALE modules)

REKLAMA

Tapeta
1920x1080 px
1366x768 px

**Format bannerowy
w miejscu panel 400**

Tapeta
1920x1080 px
1366x768 px

MUZYKA / FILM / SERIALE PROTESTY GWIAZD | REPERTUAR KIN | RECENZJE | TELEWIZYJNY | PROGRAMY TV

2.52 Labalebox – tag on the photo

Description: Medium is intended for broadcast **only on desktop**.

Placed in the upper left corner of the first photo in the article for websites selected by Interia. After the user has directed the cursor, the medium unfolds and presents the text requested by the client. After removing the cursor from the ad area, it remains unfolded for 5 seconds, then returns to the form of a pulsating circle. After clicking on the expanded form, the user is transferred to the LP client.

Link structure: number of characters in the advertisement text - up to 50 (including spaces)

Parametry: kolor ramki – z palety RGB

kolor tła – z palety RGB

2.53 Overlay/Double Overlay

Non-linear ad in the form of rectangular graphics, displayed at the bottom Edge of the video player widow while playing the video material. During the playback of one VOD material, more than one ad of this type is displayed. The adserver decides about their order.

Wymagane materiały:

- Dimensions: 650x75px/650x150px
- File size: up to 100kB
- Technology: JPG/PNG

Comments:

The ad has close button – it does not require preparation.

The ad is displayed for 30 seconds.

2.54 Player Branding

The Ad in the form of graphics surrounding the video player widow. Only one adt of this type is displayed during one video material.

Wymagane materiały:

- Wymiary: 1920x900px
- File size: up to 200kb
- Technology: jpg/png
- Graphic desing in PSD format is available [here](#)

Comments:

The creative is scaled – it adjust to the current dimensions of the user's browser widow.

III.Applications

3.1 Overlay/Double Overlay in Applications

Non-linear ad in the form of rectangular graphics, displayed at the bottom Edge of the video player widow while playing the video material. During the playback of one VOD material, more than one ad of this type is displayed. The adserver decides about their order.

Required materials:

- Dimensions: 650x75px/650x150px
- File size: up to 100kB
- Technology: JPG/PNG

Comments:

The ad has close button – it does not require preparation.

The ad is displayed for 30 seconds.

3.2 Application's Branding

Exclusive advertising broadcast on all advertising slots available in the application. Advertising forms depending on the application: Mobibord or Rectangle.

3.2.1. Mobiboard in Applications

Horizontal advertising format displayed in the top or bottom slots of the application.

Dimensions: 300x50px, 300x100px, 320x50px, 320x100px

Technology: JPG, PNG

File size: up to 40kB

3.2.2. Rectangle in Applications

Dimensions: 300x250 or 336x280px

Technology: JPG, PNG

File size: up to 40Kb

3.3 Interstitial in Applications

It expands from the page margin and automatically adjusts to the dimensions of the display, obscuring the content of the website. It closes automatically after 7 seconds or after pressing the "ZAMKNIJ X" button. Publisher is responsible for preparing the „ZAMKNIJ X" button.

Two image files with dimensions of 1920x1920 px dedicated to:

A. **vertical orientation:** the main advertising content should be placed in the center on an area of 1246x1883 px (guarantee of visibility). The visibility of other advertising content (left and right areas) is limited depending on the display resolution of the user's mobile device. A uniform background of the creative is recommended.

B. **horizontal orientation:** the main advertising content should be placed in the center on an area of 1826x1026px. The visibility of other advertising content (areas above and below center) is limited depending on the display resolution of the user's mobile device. A uniform

background of the creative is recommended.

Dimensions: 1920x1920px

File size: up to 100kb

Technology: JPG, PNG

Due to systems limitation, this form will not be broadcasted to some users with iOS (iPhone3)

Visualizations and template files:



Interstitial for mobile version of Ipla application (before: Welcome Screen)*

Banner Ad is displayed right after starting the application – in its central part.

Required materials:

- Dimensions: 600x390px
- File size: up to 100kb
- Technology: HTML5/JPG/PNG

Comments:

The audio in the ad is allowed only after user interaction, e.g. after clicking on a button

The ad has close button – it does not require preparation.

The ad is displayed for 30 seconds.